



Lake City Rockhound News

NORTH IDAHO MINERAL CLUB

DECEMBER 2012

P.O. Box 1643 Hayden, ID 83835

MEETING AT LAKE CITY CENTER 1916 LAKEWOOD DRIVE

667-4628 6:00 P.M. 3rd Thursday of month Visitors Welcome

See the NFMS web site at www.amfed.org/nfms See OUR web site for the club at www.northidahomineralclub.com



ON DECEMBER 20 WE WILL BE GATHERING FOR OUR

CHRISTMAS DINNER

AT TOP OF CHINA BUFFET.

LOCATED NEXT TO LOWE'S ON APPLEWAY.'in Cd'A

MEET BY 6 PM IF POSSIBLE

Badges must be worn—if you do not have one it will be provided

DUES ARE DUE —MUST BE GIVEN TO MIKE BURTON NO LATER THAN THE DECEMBER MEETING. \$10.0 SINGLE MEMBERSHIP AND \$17.50 FAMILY MEMBERSHIP. Check with Mike if you are not sure whether you are paid up or not.

MESSAGE FROM THE PRESIDENT ELECT.

At the last meeting when it was discovered that the nominee for president apparently was not available I volunteered to try and lead our club through 2013 with the help of all of you. It is the first time in several years I have been free to volunteer to be an officer of the North Idaho club because I held an officers position in another organization—so it was not allowed under the by-laws of either rock club.

At the meeting I said that I hoped someone would take over some of my other duties, but I will continue to do the newsletter (UNLESS SOMEONE ELSE IS INTERESTED) , and see that good programs are set up for the meetings. I have had some help with this this year and I thank you. **When Mike Burton calls his first show meeting I want everyone that can possibly attend to do so, as many of the duties that have fallen to me in past years have to do with putting on the show.** We need the income from this event to defray our expenses for the year, even though it is a good experience, and we all come together to get the jobs done.

Think—PROGRAMS, FIELD TRIPS (STARTING IN APRIL), GETTING TOGETHER WITH OTHER CLUBS FOR TRIPS AND EXCHANGE OF IDEAS. I NEED TO KNOW FROM ALL OF YOU WHAT YOU WANT AND EXPECT TO GAIN FROM THIS CLUB—WHAT WE CAN DO AS A GROUP OR AS INDIVIDUALS TO MAKE THIS A GOOD EXPERIENCE. Write down some ideas and pass them along to me—even anonymously....

See you at TOP OF CHINA on Dec. 20 I hope, and everyone sit with someone you haven't gotten to know yet—mingle and move around . MERRY CHRISTMAS!!! from Bev Bockman Be sure to sign in for door prize awards.

HOW WELL DO YOU KNOW YOUR CHRISTMAS CAROLS?

- | | | |
|---|---|--|
| 1. Bleached Yule | 8. Array the Corridor | 18. Delight for this Planet |
| 2. Castaneous-colored Seed Vesicated into a conflagration | 9. Bantam Male Percussionist | 19. Give Attention to the Melodious Celestial Beings |
| 3. Singular yearning for the twin anterior incisors | 10. Monarchal Triad | 20. The Dozen Festive 24 Hour Intervals |
| 4. Righteous Darkness | 11. Nocturnal Noiselessness | |
| 5. Arrival time 2400 hrs-weather cloudless | 12. Jehovah Deactivate Blithe Chevaliers | Answers page 7. |
| 6. Loyal Followers Advance | 13. Red Man en route to Borough | |
| 7. Far off in a Feeder | 14. Frozen Precipitation Commence | |
| | 15. Proceed and Enlighten on the Pinnacle | |
| | 16. The Quadruped with the Vermillion Proboscis | |
| | 17. Query Regarding Identity of Descendant | |

If you have e-mail please read the Northwest Newsletter for DECEMBER 2012-www.amfed.org/nfms — either read on line or download and save. If you are a member of this club and would like to have a hard copy of this newsletter please see Mike to make sure that your name has been submitted to the circulation chairman so you can receive yours by mail..

North Idaho Mineral Club Minutes November 15,2012

Meeting Called to order by President Bill Johnson at 6: 10 PM

First order of Business: Election of Officers

PROPOSED Officers:

President: Beverly Bockman

Vice President: Dale Rupert

Secretary: Diane Rose with Cindy Yates as back up[Thank you Cindy!]

Treasurer: Mike Burton

Guest Book: Bob Bockman

Refreshments: Cindy Yates and Tommie Erst

Field Trip coordinator: Warren Price

Moved/seconded and elected.

Treasurer's report: All bills are paid with \$9329.33 in the bank account.

Show will be June 1 & 2, 2013, with set up May 31, 2013 at Kootenai County Fair Grounds.

Contracts have been sent out and one has returned already. Mica Flats Grange will supply the food for the show. They have a booth at the fair ground where they can cook food and there is inside seating, [Diane Rose thinks]

New Business: Free pill bottles available from Mike Burton for "collecting" whatever. One thing would be sapphires.

December meeting. Should it be a potluck or Restaurant? After discussion was decided Top of China, December 20,2012 our regular meeting night [Thursday]. Moved/seconded and passed.

Everett Headrick ALAA, US Forest Service and BLM in Oregon are planning to CLOSE Oregon Dunes. Meeting is November 11. Contact Everett for the details.

Refreshments for January meeting: Bill Johnson dessert and Cindy Yates fruit tray.

Dues for 2013 are now DUE!

Meeting adjourned at 6:30 PM Silent auction will close in 10 minutes. We will see the final portion of the DVD Cave of Forgotten Dreams, owned by the Roses.
Respectfully submitted, Diane Rose Secretary




Our hosts for the tour through Crater Rock Museum—Barbara and Bob Jacobsen


Part of FORT ROCK— which is inspired



One of the galleries of beautiful displays



Bookends//bears of wood




Part of a carousel—many horses



Colorado rhodochrosite



A sagenite agate butterfly—I LOVE sagenite!!!



One of the many walls of displays—

At the Christmas meeting I will bring a photo album with all the pictures I took at the Crater Rock Museum on my October Field Trip. **If you are ever in the area of Medford on I- 5 in So. Oregon do not miss this wonderful rock , mineral and artifact collection. It is located in the small town of Central Point.**

See what other rock hounds have accomplished!! Bev B.

CRATER ROCK MUSEUM FIELD TRIP —OCT 1, 2012 MONDAY

Driving time from Milwaukie (south of Portland) to Central Point was about 6 hours. On the way I realized that this longed for look at the museum was not to be because it was Monday, and it is only open Tues.-Sat. Called our friends in Shady Cove, and they said not to worry—they are on the museum board, and they might be able to get us in anyway.

They met us early that afternoon at our motel, and we were able to enter the place by a side door with our escorts. My camera started clicking right away.

It is awesome that this “museum was founded by Frieda and Delmar Smith....their collection of gems and minerals as well as other collections and donations from members of the Roxy Ann Gem and Mineral Society has resulted in one of the best displays of rocks, minerals, petrified wood and fossils on the West Coast—What really caught my eye was the collection of iris agate—they did not come out well in the pictures I took but they were so gorgeous.) as well as many samples of sagenite agate—some slabs fashioned into butterflies.

Thundereggs of all shapes and sizes were in evidence mostly cut and polished to reveal their beauty. The petrified wood is equal to that we have seen locally in the Jacklin collection as far as beauty, variety and the way they are displayed. The bookends were beautiful!

The balance of the special minerals and crystal specimens were well displayed in glass cases accessible from all sides. There were too many to take pictures of everything. We left the building near the new gift shop. By then we had also visited the Native American artifacts, and the many cases of handcrafted items made from polished stones—Fort Rock made of petrified wood, a carousel with a full complement of horses, a roulette wheel made entirely of cabochons and slabbed pieces of wood fitted to make the interior of the wheel. The cars and wagons were the work of two brothers.

After all that we were treated to a fine Mexican dinner at our hosts favorite place. It was a good chance to get caught up and thank them for this really great experience. Barbara and Bob Jacobsen and enormously talented in all aspects of lapidary and have won many awards for their skillful and artistic work.

Jasper; Abundant & Beautiful
by Marilyn Ferrier

Jasper is a silica mineral that is classified under cryptocrystalline quartz. It is opaque, fine-grained, dense (hardness 6.5-7). Its submicroscopic crystals allow most jaspers to take a high, enduring polish making it extensively used for jewelry. Iron oxide and other ore impurities determine the color. Because of its great abundance and diversity of pattern and color it is part of almost all rock collections.

Below is a list of some of the more commonly known varieties of jasper.

Biggs Jasper: Browns/tans, complex distinctive patterning, from Biggs, Oregon. Looks like it has had a rough ride through history.

Brecciated Jasper: Rounded fragments naturally cemented together in a gray base.

Bruneau Jasper: Browns/tans with distinctive core patterns from Bruneau River, Idaho

Green Jasper: Very light to dark green colors, sometimes quite gemmy (color from chlorites).

Leonard Skin Jasper: Orbicular Jasper with a tan color, resembling leopard spots.

Morrisonite: Desirable multicolored jasper from the Owyhee River area, Oregon.

Orbicular Jasper: Jasper with rounded rings throughout the stone.

Poppy Jasper: Yellow orbicular with red rings.

Red Jasper: From dull red to intense, bright red with some patterning (color from iron oxide).

Yellow Jasper: Some intense yellow-gold has been dug from the Red Top area in Eastern Washington

from the internet via Pebbles 7/01
via Golden Spike News 8/01 via

How To Cut Obsidian:

Gold Sheen: Saw with the bands, as if they were a stack of plates and you wish to unstack them. Watch for "fire spots" in gold sheen. It is not plentiful, but opal-like colors do occur.

Rainbow: Cut parallel to the flow layers. These can be seen by looking at fractured surfaces using a single lamp directly overhead. Note the bands are not always straight, it may be necessary to turn the stone slightly between cuts. Examine each slab set with either water or saw oil to see if the correct angle has been obtained.

Iridescent: In cutting the two types of iridescent obsidian, orientation is important. One type is banded and the color lies in the bands. On the other type, the surface has to be chipped to find the color in the conchoidal fracture surface. Cut the banded material parallel to the bands. To get rainbow-effects, cut the stone at about 15 degrees across the bands.

Midnight Lace: Lace-pattern obsidian should be cut across the surface pattern that you want to reproduce.

Sand out all scratches with grit and wet sanding (to reduce heat) before going to polish. For final polish, use felt with cerium oxide.

et al via Owyhee Gem 1/01-
Via RockCollector 3/01, Scribe collection

Obsidian

by Lilo Grollmuss

Obsidian and Pumice are chemically the same as Rhyolite. Obsidian, or natural glass, is formed when rhyolite lava is quickly chilled. Though it is dark colored, thin fragments are light and transparent. The Indians made knives, arrowheads and ornaments from this unusual rock.

Making Jewelry

Obsidian comes in different variations: black, brown, transparent, gold and silver sheen.

After the obsidian is sawed, be sure to bevel the edges all around the stone on your grinding wheel to keep the edges from chipping and flaking. Make sure to wear glasses or goggles all the time you are working on the stone. If a small chip of the stone gets into you eye it will be hard to remove. It is transparent and hard to see even with a magnifying glass.

Start the obsidian on a sanding disk with 100 or 120 grit (cloth) until all the scratches are removed from the surface. (The grinding wheel will do the job, too, just a little faster.) then use a **new** piece of 220 sanding cloth, that has never been used to polish an agate or any other stone. Keep on polishing until the left over scratches from 100 and 120 grits are removed. This disk will give you already a good finish. Still, use a finer 400 and 600 polishing disk and the buffer to excel to a mirror-like look.

Most important - keep the sanding disks wet. If the cloth gets dry it can blister the obsidian.

When grinding and sanding obsidian, always grind and sand from the center out, otherwise the wheel and sanding belts will pick up tiny little chips of glass that will scratch the stone.

Good Luck!!!

From The Calgary Lapidary Journal,
11/00.
via RockCollector 2/01

With the advanced technology of diamond wheels, etc. adjustments should be made in this "recipe", but as one who has used silicon carbide materials for many years I never got as good a result with diamond as doing it the "old fashioned way. Lets see some of your obsidian at the January meeting—polished or not...maybe we can get some ideas.
BB

2013 OFFICERS AND COMMITTEE CHAIRS—OF THE NORTH IDAHO MINERAL CLUB, INC.

PRESIDENT—BEV BOCKMAN 208-773-5384 OR 208 659-4021

**VICE-PRESIDENT DALE RUPERD 208-664-2712 SECRETARY DIANE ROSE, 659-6173 (May-Dec)
CINDY YATES 208-666-1973 (Jan-April)**

TREASURER MIKE BURTON (208-772-9347 or 208-818-6317)

GUEST BOOK BOB BOCKMAN 208-773 5384 MEMBERSHIP MIKE BURTON

SHOW CHAIRMAN 2013 MIKE BURTON

NEWSLETTER EDITOR—BEV BOCKMAN PROGRAMS—CLUB MEMBERS & BEV

WEBMASTER—MIKE BURTON

ALAA—EVERETT HEADRICK - FEDERATION DIRECTOR EVERETT HEADRICK 208-772-7643

FEDERATION DELEGATE DALE RUPERD 208-664-2712 WSMC DELEGATE OPEN

REFRESHMENT CHAIRMAN TAMMY MADLAND AND CINDY YATES 208-930-4644 AND 208-666-1973

FIELD TRIP- COORDINATOR WARREN PRICE

ANSWERS TO CHRISTMAS CAROLS

1. White Christmas
2. Chestnuts Roasting on an Open Fire
3. All I Want for Christmas is my 2 Front Teeth
4. Holy Night
5. It Came Upon a Midnight Clear
6. Oh Come All Ye Faithful
7. Away in a Manger
8. Little Drummer Boy
9. We Three Kings
10. Silent Night
11. God Rest Ye Merry Gentlemen
12. Santa Claus is Coming to Town
13. Let it Snow

15. Go Tell it on the Mountain
16. Rudolph the Red Nose Reindeer
17. What Child is This?
18. Joy to the World
19. Hark the Herald Angels Sing
20. The 12 Days of Christmas

TIPS ON BUYING FACETING ROUGH

- 1) Do not buy rough that sparkles. Flashes inside a piece of rough material are caused by internal flaws. Cutting this rough will yield more flaws and a lot smaller stone than you thought you could get.
 - 2) Do not buy tourmaline that has a dark, inky-looking C-axis. Stones cut from this material will almost always be murky.
 - 3) The best rough will look like a hard piece of crystal glass.
 - 4) When buying rough by the piece" always remember the depth to width ratio of the stone you are trying to cut.
 - 5) Whenever possible, buy rough by the largest parcel you can afford. Grade a portion of it, then bid on the whole parcel
- from Chips & Tips, via Owyhee Gem, 11/02*

Lake City Rockhound News

Bev Bockman, Editor, bockbb@aol.com
P.O.Box 1326 ,Post Falls. ID 83877

**Save ALL your cancelled stamps for cancer re-
search-bring to meeting,
and give to Everett H.**

CLUB WEB SITE

www.northidahomineralclub.com


Affiliated with:

THE AMERICAN FEDERATION OF MINERALOGICAL SOCIETIES

THE NORTHWEST FEDERATION OF MINERALOGICAL SOCIETIES

WASHINGTON STATE MINERAL COUNCIL

S.C.R.I.B.E.



2013 ROCK AND GEM SHOWS IN WA., OR., ID., AND MT.

FEB. 2013—10-11 WHIDBEY IS. GEM OAK HARBOR, WA.

Consult www.amfed.org/nfms for show details.

SUPPORT YOUR FELLOW ROCKHOUNDS AND CLUBS

